

CREDIT OPINION

15 May 2024

Update

Send Your Feedback

RATINGS

Cheplapharm Arzneimittel GmbH

Domicile	Germany
Long Term Rating	B2
Type	LT Corporate Family Ratings
Outlook	Stable

Please see the [ratings section](#) at the end of this report for more information. The ratings and outlook shown reflect information as of the publication date.

Contacts

Marie Fischer-Sabatie +331.5330.3391
Senior Vice President
marie.fischer-sabatie@moodys.com

Naoufal El Alaoui +331.5330.5984
Ratings Associate
mohammed.elalaoui@moodys.com

Victoria Maisuradze +331.5330.5974
Associate Managing Director
victoria.maisuradze@moodys.com

CLIENT SERVICES

Americas 1-212-553-1653
Asia Pacific 852-3551-3077
Japan 81-3-5408-4100
EMEA 44-20-7772-5454

Cheplapharm Arzneimittel GmbH

Update to credit analysis

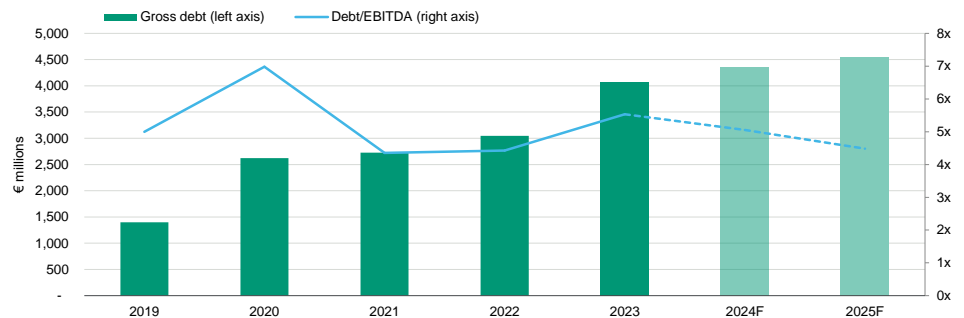
Summary

[Cheplapharm Arzneimittel GmbH's](#) (Cheplapharm) B2 corporate family rating (CFR) is supported by the company's good therapeutic and geographical diversification; good track record of timely transfer of marketing authorisations from pharmaceutical companies for products acquired; and strong cash flow from operations (CFO) and free cash flow (FCF), supported by its asset-light business model.

However, the B2 rating is constrained by the structural earnings decline in Cheplapharm's existing off-patent branded product portfolio, prompting it to make product acquisitions to maintain or grow revenue; execution risks related to integration of acquisitions, notably industrial transfers; and its aggressive financial policy, with multiple debt-funded acquisitions in recent years, which increased its Moody's-adjusted gross debt sharply to €4.1 billion as of year-end 2023 from €0.9 billion as of year-end 2018.

Exhibit 1

Cheplapharm's leverage is likely to remain well within the 4.5x-5.5x range in 2024-25



All figures and ratios are based on adjusted financial data and incorporate Moody's Global Standard Adjustments for Non-Financial Corporations.

Periods are financial year-end unless indicated.

2019: Cheplapharm Arzneimittel GmbH audited accounts; 2020-23: Cheplapharm SE audited accounts.

Moody's forecasts are Moody's opinion and do not represent the views of the issuer.

Sources: Moody's Financial Metrics™ and Moody's Ratings forecasts

Credit strengths

- » Good therapeutic and geographical diversification
- » Track record of timely transfer of marketing authorisations from pharmaceutical companies
- » Strong cash flow generation, supported by the company's asset-light business model

Credit challenges

- » Structural earnings decline in its existing off-patent branded product portfolio, which prompts the company to make product acquisitions
- » Execution risks related to integration of acquisitions, notably industrial transfers
- » Aggressive financial policy, with multiple debt-funded acquisitions that have substantially increased gross debt in recent years

Rating outlook

The stable rating outlook reflects our expectation that Cheplapharm will successfully integrate its recently closed acquisitions, notably Zyprexa, and continue to generate strong CFO in the next 12-18 months, resulting in credit metrics that will position the company solidly in its rating category.

Factors that could lead to an upgrade

Positive rating pressure could develop over time if:

- » Cheplapharm maintains its Moody's-adjusted (gross) debt/EBITDA below 4.5x and its CFO/debt above 15% on a sustained basis
- » the company demonstrates commitment to more moderate acquisitions in terms of size and their financial impact, and greater predictability about the potential evolution of its credit metrics over the long term

Factors that could lead to a downgrade

We could downgrade Cheplapharm's rating if it does not maintain Moody's-adjusted debt/EBITDA comfortably below 5.5x or its CFO/debt declines below 10% for a prolonged period.

Failure to maintain adequate liquidity, including a well-spread debt maturity profile, or a significant deterioration in interest coverage metrics could also strain the rating.

This publication does not announce a credit rating action. For any credit ratings referenced in this publication, please see the issuer/deal page on <https://ratings.moody.com> for the most updated credit rating action information and rating history.

Key indicators

Exhibit 2

Cheplapharm Arzneimittel GmbH

(in € millions)	2019	2020	2021	2022	2023	2024F	2025F
Revenue	507.0	639.6	1,082.0	1,279.0	1,498.4	1,723.2	1,981.7
Debt / EBITDA	5.0x	7.0x	4.4x	4.4x	5.5x	5.1x	4.5x
CFO / Debt	10.1%	8.6%	11.0%	14.5%	9.1%	10.2%	12.3%
Pharmaceutical Cash Coverage of Debt	2.4%	3.7%	3.8%	5.4%	13.3%	5.7%	6.0%
FCF/ Debt	9.5%	8.3%	10.7%	14.4%	8.0%	9.4%	11.5%
EBITDA Margin %	55.5%	58.7%	57.9%	53.8%	49.1%	50.0%	51.3%
EBITA / Interest Expense	5.2x	4.3x	4.6x	3.4x	3.1x	3.0x	3.7x

All figures and ratios are based on adjusted financial data and incorporate Moody's Global Standard Adjustments for Non-Financial Corporations.

Periods are financial year-end unless indicated.

FCF: Free cash flow before acquisition of intangible assets.

2019: Cheplapharm Arzneimittel GmbH audited accounts; 2020-23: Cheplapharm SE audited accounts.

Moody's forecasts are Moody's opinion and do not represent the views of the issuer.

Sources: Moody's Financial Metrics™ and Moody's Ratings forecasts

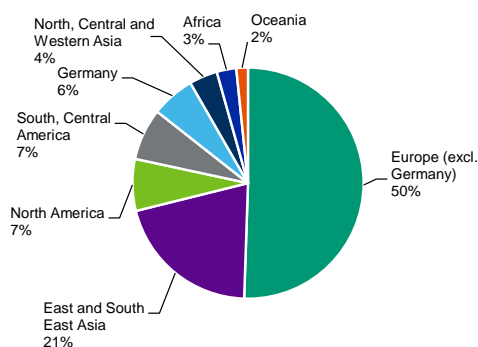
Profile

Headquartered in Greifswald, Germany, Cheplapharm Arzneimittel GmbH (Cheplapharm) is a family-owned company focused on the marketing of off-patent, branded, prescription and niche drugs. Its business model relies on its good relationships with leading pharmaceutical companies, such as [Roche Holding AG](#) (Aa2 stable) and [AstraZeneca PLC](#) (A2 stable); its ability to buy products with sufficient earnings potential at the right price; and the outsourcing of its production and distribution to reliable third parties. Cheplapharm's asset-light operations enable it to generate strong cash flow, which it reinvests in the acquisition of new products, offsetting the structural earnings decline in its existing portfolio.

The group owns a portfolio of more than 150 products, which it distributes in more than 145 countries. It generated €1,498 million in revenue and €780 million in EBITDA, on a reported basis, in 2023. Cheplapharm is 50:50 owned by former CEO Sebastian Braun and chief scientific officer Bianca Juha, siblings who took over the company from its founder, Kurt Teubner, in 2003.

Exhibit 3

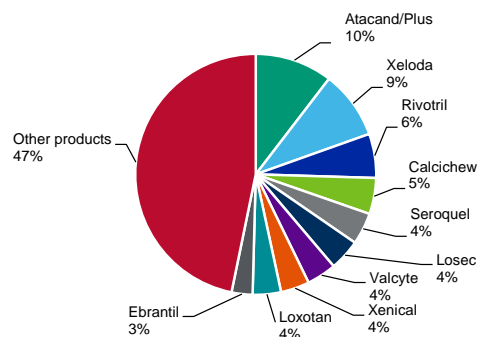
Revenue breakdown by geography (2023)



Source: Company reports

Exhibit 4

Revenue breakdown by product (2023)



Source: Company reports

Detailed credit considerations

Cheplapharm's business model assumes frequent acquisitions to maintain growth; high profitability supports solid operating cash flow

Cheplapharm runs an asset-light business model. Instead of developing drugs, it acquires intellectual property rights for legacy or niche branded off-patent products from large multinational pharmaceutical companies, such as [Sanofi](#) (A1 positive), AstraZeneca or Roche. After the transfer of the marketing authorisations, Cheplapharm outsources drug manufacturing and, to a large extent, distribution to third parties. This enables the company to minimise costs and generate sizeable cash flow.

The company usually signs transitional service agreements (TSA) with the pharmaceutical companies from which it buys drugs because obtaining the transfer of marketing authorisations can take time. Under a TSA, the seller remains in charge of the drug manufacturing and distribution until the marketing authorisation is transferred. During that period, the seller pays back the profit to Cheplapharm, after deducting a service fee of 5%-9% of revenue. The TSA often states that the seller will supply inventories to Cheplapharm, notably right after the marketing authorisation transfer is approved, to avoid supply disruptions. Cheplapharm generally initiates the transfer of marketing authorisations in the largest markets first. An unexpected delay in the transfer of a marketing authorisation would prevent Cheplapharm from achieving earnings estimated in the business plan, although the company would still receive a share of the seller's earnings.

Cheplapharm generates solid FCF (before acquisitions), supported by a high EBITDA margin, which has fluctuated between 50% and 60% in recent years. Although this profit level is possible because the company does not spend on R&D, it also comes from Cheplapharm's lean cost structure, with significantly lower overhead costs than those of large pharmaceutical companies. However, Cheplapharm needs to make acquisitions regularly to offset about 3%-5% annual organic sales erosion in its off-patent products.

Cheplapharm's business model is not unique in the specialty pharmaceutical industry and has been run by other companies, such as [ADVANZ PHARMA Holdco Limited](#) (B3 positive) and [Pharmanovia Bidco Limited](#) (B2 stable). Cheplapharm's product portfolio mainly comprises legacy branded off-patent products, which generally have very good market acceptance and relatively good visibility into future sales erosion. However, the company's strategy has been more acquisitive than that of its peers.

Cheplapharm's highly acquisitive growth strategy remains a constraint on its rating, although the company has been building a good track record of acquisition execution

During 2020, Cheplapharm signed about €1.5 billion of acquisitions, which were all debt-funded. This increased its Moody's-adjusted debt sharply to €2.6 billion in 2020 from €1.4 billion in 2019 and €0.9 billion in 2018. In 2021-22, Cheplapharm undertook fewer and smaller acquisitions, which were mostly funded by the company's internally generated cash flow, resulting in a more limited debt increase to €3.0 billion as of year-end 2022.

2023 was again a more active year with regard to M&A, with closed acquisitions worth €1.8 billion. Cheplapharm acquired worldwide commercial rights for Zyprexa from [Eli Lilly and Company](#) (Lilly, A1 positive) for a total consideration of \$1,351 million (about €1.2 billion), which includes a \$305 million (about €280 million) deferred purchase price to be paid in July 2024. This was Cheplapharm's largest acquisition to date and it followed the acquisitions of the drugs Xeloda in China and Pulmicort in the US, which were both closed in the first quarter of 2023 for a total consideration of about €450 million.

The Zyprexa franchise includes four products with different dosage forms (oral and injectable) indicated for the treatment of schizophrenia and bipolar disorders. Oral forms face generic competition, while the main injectable form, ZypAdhera, does not, but it is likely that it will face increased competition by 2026. We expect sales of acquired products to decline in the low-single-digit percentages over 2024-25, with patients in these indications generally reluctant to switch products and limited additional competition. Pro forma the acquisitions, the Zyprexa franchise will represent about 17% of Cheplapharm's 2022 revenue and about 20% of its 2022 EBITDA, but the company will still maintain a low concentration on a per drug per country basis. The acquisition entails execution risks because of the large number of marketing authorisations (about 300 in 53 countries) and an existing complex supply chain, which Cheplapharm will have to transfer and optimise during the three-year TSA period, but the company has built a good track record of executing such transactions. At the end of Q1 2024, Cheplapharm had submitted most of the marketing authorization transfers related to the Zyprexa acquisition.

The consideration for the acquisitions of Xeloda in China, Pulmicort in the US and Zyprexa was funded through €750 million of new debt, a €480 million shareholder loan, which we treat as equity, a €280 million deferred purchase price, a small drawdown under Cheplapharm's revolving credit facility (RCF) and about €200 million of available cash. In September 2023, the company issued additional senior secured notes of €300 million, which increased its liquidity sources for future acquisitions. Debt raised in 2023 bears higher funding costs because of the increased interest rates, which, along with increased costs on Cheplapharm's existing term loan B, has weighed on the company's interest cover.

At the end of 2023, Cheplapharm acquired the commercial rights in Europe of Myocet from [Teva Pharmaceutical Industries Ltd](#) (Teva, Ba2 stable), and in the beginning of 2024, it acquired from Roche the global rights of Roaccutane, a medicine used to treat severe acne. Both transactions were financed from cash on balance sheet. We expect the company to remain active in acquiring drug portfolios of legacy and niche products because it is key to its strategy to offset the average low- to mid-single-digit-percentage annual earnings decline in its existing drug portfolio and to grow its business. This strategy entails some uncertainties around the funding mix of such acquisitions, potential integration issues and risks that future earnings from acquired drugs may be lower than Cheplapharm's expectations. Recent acquisitions have also been done at higher revenue and EBITDA multiples than in the past (Zyprexa price represents a revenue multiple of 4.2x and an EBITDA multiple of 6.3x). Cheplapharm, which had included in its senior facilities agreement a maximum 3.5x revenue multiple, obtained consent to remove this limit. Cheplapharm continues to target acquisitions with a maximum 6.5 years of return on investment.

Good therapeutic and geographical diversification, with modest product concentration

While Cheplapharm remains a small pharmaceutical company, its size has been increasing significantly in recent years. Its 2023 revenue reached €1.5 billion from €0.5 billion in 2019. Cheplapharm's products are used in a wide range of therapeutic areas, with the largest categories being cardiology, and mental and sleeping disorders. Cheplapharm has modest product concentration: in 2023, its largest drug, Atacand, represented about 10% of total sales. Following its acquisition in July 2023, Zyprexa will become Cheplapharm's largest selling drug and account for an estimated 17% of total 2022 revenue on a pro forma basis.

Europe is still the largest market for Cheplapharm, accounting for 56% of its revenue in 2023, although this share has been declining over recent years and the company benefits from good country diversification within the continent. A faster-than-expected earnings decline in newly purchased drugs, for instance, because of delisting or market share loss as a result of generic competition, is a key risk for Cheplapharm. This risk varies by country, so the presence of a well-spread geographical revenue base is credit positive. On a per product, per country basis, revenue concentration is not more than 3%-4%.

Moreover, Cheplapharm's reported numbers can distort geographical diversification because some drugs are still subject to a TSA, which implies that the company that sold these products to Cheplapharm still commercialises them. In such cases, the company books sales under the country of origin of the seller and not where they are sold.

Cheplapharm has good supply diversification with reliable manufacturing partners. Large pharmaceutical companies continue to manufacture drugs during the TSA period, so they account for a large portion of Cheplapharm's supplies. Cheplapharm does not dual source its products because of the general simplicity of the active pharmaceutical ingredients used, which reduces the risk of production outage. However, Cheplapharm generally applies for two supplier sources in the dossiers for the application of marketing authorisations, which significantly reduces the switching time between suppliers if needed. In 2023, Cheplapharm was affected by product availability constraints and stock price increases on several of its products. While Cheplapharm has been taking initiatives to resolve these supply issues, it will still feel their effects in H1 2024.

Cheplapharm continues to build a successful track record of relationships with leading global pharmaceutical companies

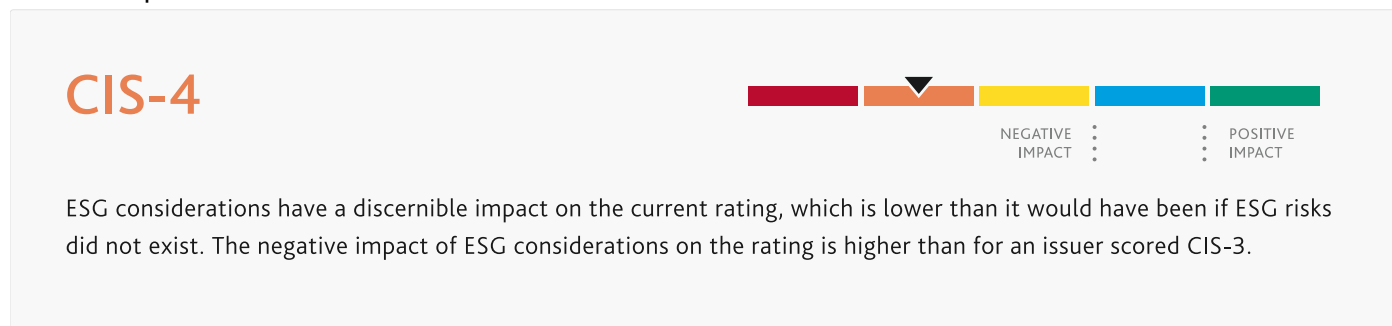
Kurt Teubner founded the company in 1998, which was subsequently acquired by Sebastian Braun and Bianca Juha in 2003. Cheplapharm concluded its first deals with large pharmaceutical companies around 2005. The fact that prominent pharmaceutical companies, such as Roche and AstraZeneca, have partnered with Cheplapharm reflects the quality of its management and medical teams. Cheplapharm's ability to regularly buy drugs from new partners such as [Takeda Pharmaceutical Company Limited](#) (Baa1 stable) in 2020, Lilly in 2023 or more recently from Teva in 2024 is credit positive. Large pharmaceutical companies would not sell their products and enter a TSA with a company that they do not fully trust in light of the reputational risk and the risk that the partner would not obtain marketing authorisations.

At the same time, the reliance of Cheplapharm's business model on the trust of much larger pharmaceutical companies is credit negative because it increases the risk of possible operating issues, which would hurt not only its earnings but also partners' trust and, therefore, Cheplapharm's ability to source new products.

ESG considerations

Cheplapharm Arzneimittel GmbH's ESG credit impact score is CIS-4


Exhibit 5
ESG credit impact score



Source: Moody's Ratings

CIS-4. Cheplapharm's score indicates the rating is lower than it would have been if ESG risk exposures did not exist. This mostly reflects governance-related risks from the company's rapid growth through debt-funded acquisitions with a sharp increase in debt in recent years.

Exhibit 6
ESG issuer profile scores



Source: Moody's Ratings

Environmental

E-2. Cheplapharm's score reflects the low environmental exposures of the pharmaceutical industry, with no significant environmental exposures that are materially different than the industry norm.

Social

S-3. Cheplapharm's score reflects industry-wide risk exposures related to litigation, pricing and high manufacturing compliance standards, but the company's diversified product portfolio which essentially comprises off-patent drugs that have been on the market for many years mitigates the risk of product safety issues and of abrupt price declines from regulatory changes.

Governance

G-4. Cheplapharm's score reflects financial policies with a tolerance for leverage, and a track record of rapid growth through acquisitions, which has resulted in a sharp increase in debt in recent years. It also considers the concentrated ownership of the company. Well-established acquisition criteria and management's experience nevertheless mitigate acquisition integration risk.

ESG Issuer Profile Scores and Credit Impact Scores for the rated entity/transaction are available on Moody's.com. In order to view the latest scores, please click [here](#) to go to the landing page for the entity/transaction on MDC and view the ESG Scores section.

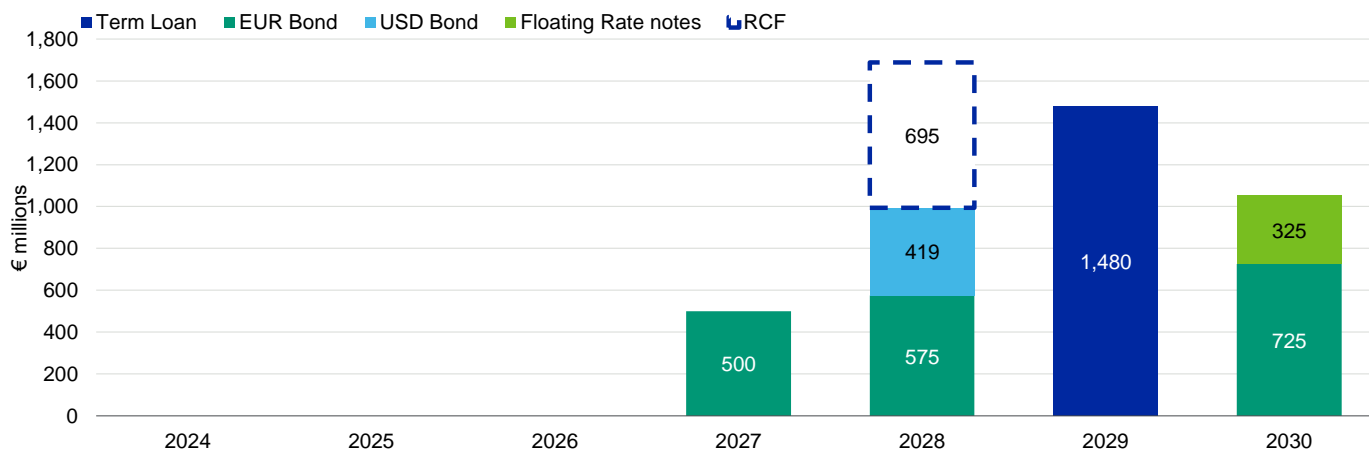
Liquidity analysis

Cheplapharm's liquidity is good, supported by a cash balance of €534 million as of 31 December 2023, access to a senior secured RCF of €695 million (undrawn as of 31 December 2023) and solid FCF, which we expect to be about €400 million in the next 12 months. We expect FCF to be used for acquisitions, and Cheplapharm has also regularly used its RCF to initially fund acquisitions. The company does not face any large near-term debt maturities. The next large debt maturity is the company's €500 million secured notes due 2027.

Exhibit 7

Cheplapharm does not face any large maturity before 2027

Debt maturity profile



€695 million corresponds to the company's RCF, which was undrawn as of the end of December 2023.

Source: Company filings

Cheplapharm's senior secured RCF has a springing maturity, dependent on the timing of refinancing of existing senior secured notes due 2027 and 2028, and ensuring that the senior secured RCF always matures before the remaining senior secured debt. The earliest maturity date for the senior secured RCF is November 2026. The senior secured RCF is also subject to a springing covenant, which requires the company to maintain net senior secured debt/EBITDA of less than 6.0x if at least 40% of the senior secured RCF is drawn. We expect Cheplapharm to maintain good leeway under this covenant.

Structural considerations

The company's capital structure mostly comprises senior secured debt issued by Cheplapharm Arzneimittel GmbH, the main operating entity of the group. This includes a senior secured term loan, senior secured notes and a senior secured RCF. All these debt instruments rank pari passu and have the same security package, which includes a first-priority pledge over Cheplapharm Arzneimittel GmbH's shares and pledges over bank accounts and intercompany receivables. This security package is relatively weak and, therefore, these debt instruments are considered unsecured in our analysis. We used a family recovery rate of 50%, appropriate for a debt structure comprising bank and bond debt. Cheplapharm's capital structure also comprises a €500 million shareholder loan, which we treat as equity.

In early 2022, Cheplapharm announced its intention to launch an IPO, which was eventually postponed because of unfavourable market conditions. In Q4 2022, Cheplapharm announced that it reached an agreement with two new investors, Atlantic Park and the Government of Singapore Investment Company, on an investment in the form of a €550 million subordinated convertible instrument that will convert into Cheplapharm SE shares in the event of an IPO or an exit sale, or at maturity. The investment closed in February 2023 and €500 million of the instrument proceeds were downstreamed to Cheplapharm Arzneimittel GmbH, the parent company of the restricted group and the entity to which we have assigned the CFR, through a shareholder loan that we have treated as equity. The remaining €50 million proceeds were transferred to Cheplapharm's current shareholders. The convertible instrument bears annual interest of 12% in the first three years (6% per year thereafter), of which 6% per year can be capitalised. Assuming capitalisation, Cheplapharm Arzneimittel GmbH will have to upstream around €35 million per year to Cheplapharm SE to cover the cash interest payments.

Methodology and scorecard

The principal methodology used in these ratings was our [Pharmaceuticals](#) rating methodology. The B2 rating assigned to Cheplapharm is one notch below the scorecard-indicated outcome based on our forward-looking view, and reflects event risk related to acquisitions and integration risks.

Exhibit 8

Rating factors

Cheplapharm Arzneimittel GmbH

Pharmaceutical Industry Scorecard			Current FY Dec-23		Moody's 12-18 month forward view	
Factor 1 : Scale (25%)	Measure	Score	Measure	Score		
a) Revenue (\$ billions)	1.6	B	1.7 - 2.0	B		
Factor 2 : Business Profile (40%)						
a) Product and Therapeutic Diversity	Ba	Ba	Ba	Ba		
b) Geographic Diversity	Baa	Baa	Baa	Baa		
c) Patent Exposures	Baa	Baa	Baa	Baa		
d) Pipeline Quality	Caa	Caa	Caa	Caa		
Factor 3 : Leverage & Cash Coverage (25%)						
a) Debt / EBITDA	5.5x	B	4.5x - 5.0x	B		
b) (Cash Flow from Operation) / Debt	9.1%	B	10.0% - 12.0%	B		
c) Pharmaceutical Cash Coverage of Debt	13.3%	Ba	5.5% - 6.0%	B		
Factor 4 : Financial Policy (10%)						
a) Financial Policy	B	B	B	B		
Rating:						
a) Scorecard-Indicated Outcome		B1		B1		
b) Actual Rating Assigned						B2

All figures and ratios are based on adjusted financial data and incorporate Moody's Global Standard Adjustments for Non-Financial Corporations.

Moody's forecasts are Moody's opinion and do not represent the views of the issuer.

Sources: Moody's Financial Metrics™ and Moody's Ratings forecasts

Appendix

Exhibit 9

Peer comparison

Cheplapharm Arzneimittel GmbH

Pharmaceuticals Scorecard	Cheplapharm Arzneimittel GmbH	Grünenthal Pharma GmbH & Co. KG	Theramex (Stars UK Bidco Ltd)	Atnahs (Pharmanovia Bidco Ltd)	ADVANZ PHARMA Holdco Ltd
Period	Forward view as of May-24	Forward view as of Apr-24	Forward view as of Sep-23	Forward view as of Jan-24	Forward view as of Jan-23
Actual Rating Assigned	B2	B1	B2	B2	B3
Indicated Outcome from Scorecard	B1	Ba3	B3	B2	B2
Revenue (\$ billions)	1.7 - 2.0	1.8	0.4 - 0.5	0.4 - 0.5	0.7 - 0.8
Product and Therapeutic Diversity	Ba	Ba	Ba	B	Ba
Geographic Diversity	Baa	Baa	Ba	Baa	Ba
Patent Exposures	Baa	B	B	Baa	Ba
Pipeline Quality	Caa	Caa	B	Caa	B
Debt/EBITDA	4.5x - 5.0x	3.5x - 4.0x	5.8x - 6.2x	5.4x - 5.6x	5.0x - 5.5x
Cash Flow from Operations/Debt	10.0% - 12.0%	13% - 17%	3% - 6%	10% - 15%	9% - 11%
Pharmaceutical Cash Coverage of Debt	5.5% - 6.0%	20% - 30%	3% - 7%	5% - 10%	15% - 20%
Financial Policy	B	Ba	B	B	B

All figures and ratios are based on adjusted financial data and incorporate Moody's Global Standard Adjustments for Non-Financial Corporations.

Moody's forecasts are Moody's opinion and do not represent the views of the issuer.

Sources: Moody's Financial Metrics™ and Moody's Ratings forecasts

Exhibit 10

Moody's-adjusted EBITDA reconciliation

Cheplapharm Arzneimittel GmbH

(in € millions)	2019	2020	2021	2022	2023
As reported EBITDA	277.7	362.1	618.9	779.1	736.4
Unusual Items - Income Statement	3.8	13.2	7.4	(90.9)	-
Moody's-adjusted EBITDA	281.5	375.3	626.3	688.2	736.4

All figures and ratios are based on adjusted financial data and incorporate Moody's Global Standard Adjustments for Non-Financial Corporations.

Periods are financial year-end unless indicated.

2019: Cheplapharm Arzneimittel GmbH audited accounts; 2020-23: Cheplapharm SE audited accounts.

Source: Moody's Financial Metrics™

Exhibit 11

Moody's-adjusted debt reconciliation

Cheplapharm Arzneimittel GmbH

(in € millions)	2019	2020	2021	2022	2023
As reported debt	1,385.6	2,620.0	2,727.0	3,046.2	4,243.0
Hybrid Securities Adjustments	-	-	-	-	(168.5)
Non-Standard Adjustments	13.4	-	-	-	-
Moody's-adjusted debt	1,399.0	2,620.0	2,727.0	3,046.2	4,074.5

All figures and ratios are based on adjusted financial data and incorporate Moody's Global Standard Adjustments for Non-Financial Corporations.

Periods are financial year-end unless indicated.

2019: Cheplapharm Arzneimittel GmbH audited accounts; 2020-23: Cheplapharm SE audited accounts.

Source: Moody's Financial Metrics™

Ratings

Exhibit 12

<u>Category</u>	<u>Moody's Rating</u>
CHEPLAPHARM ARZNEIMITTEL GMBH	
Outlook	Stable
Corporate Family Rating	B2
Sr Sec Bank Credit Facility -Dom Curr	B2
Senior Secured	B2/LGD4

Source: Moody's Ratings

© 2024 Moody's Corporation, Moody's Investors Service, Inc., Moody's Analytics, Inc. and/or their licensors and affiliates (collectively, "MOODY'S"). All rights reserved. CREDIT RATINGS ISSUED BY MOODY'S CREDIT RATINGS AFFILIATES ARE THEIR CURRENT OPINIONS OF THE RELATIVE FUTURE CREDIT RISK OF ENTITIES, CREDIT COMMITMENTS, OR DEBT OR DEBT-LIKE SECURITIES, AND MATERIALS, PRODUCTS, SERVICES AND INFORMATION PUBLISHED OR OTHERWISE MADE AVAILABLE BY MOODY'S (COLLECTIVELY, "MATERIALS") MAY INCLUDE SUCH CURRENT OPINIONS. MOODY'S DEFINES CREDIT RISK AS THE RISK THAT AN ENTITY MAY NOT MEET ITS CONTRACTUAL FINANCIAL OBLIGATIONS AS THEY COME DUE AND ANY ESTIMATED FINANCIAL LOSS IN THE EVENT OF DEFAULT OR IMPAIRMENT. SEE APPLICABLE MOODY'S RATING SYMBOLS AND DEFINITIONS PUBLICATION FOR INFORMATION ON THE TYPES OF CONTRACTUAL FINANCIAL OBLIGATIONS ADDRESSED BY MOODY'S CREDIT RATINGS. CREDIT RATINGS DO NOT ADDRESS ANY OTHER RISK, INCLUDING BUT NOT LIMITED TO: LIQUIDITY RISK, MARKET VALUE RISK, OR PRICE VOLATILITY. CREDIT RATINGS, NON-CREDIT ASSESSMENTS ("ASSESSMENTS"), AND OTHER OPINIONS INCLUDED IN MOODY'S MATERIALS ARE NOT STATEMENTS OF CURRENT OR HISTORICAL FACT. MOODY'S MATERIALS MAY ALSO INCLUDE QUANTITATIVE MODEL-BASED ESTIMATES OF CREDIT RISK AND RELATED OPINIONS OR COMMENTARY PUBLISHED BY MOODY'S ANALYTICS, INC. AND/OR ITS AFFILIATES. MOODY'S CREDIT RATINGS, ASSESSMENTS, OTHER OPINIONS AND MATERIALS DO NOT CONSTITUTE OR PROVIDE INVESTMENT OR FINANCIAL ADVICE, AND MOODY'S CREDIT RATINGS, ASSESSMENTS, OTHER OPINIONS AND MATERIALS ARE NOT AND DO NOT PROVIDE RECOMMENDATIONS TO PURCHASE, SELL, OR HOLD PARTICULAR SECURITIES. MOODY'S CREDIT RATINGS, ASSESSMENTS, OTHER OPINIONS AND MATERIALS DO NOT COMMENT ON THE SUITABILITY OF AN INVESTMENT FOR ANY PARTICULAR INVESTOR. MOODY'S ISSUES ITS CREDIT RATINGS, ASSESSMENTS AND OTHER OPINIONS AND PUBLISHES OR OTHERWISE MAKES AVAILABLE ITS MATERIALS WITH THE EXPECTATION AND UNDERSTANDING THAT EACH INVESTOR WILL, WITH DUE CARE, MAKE ITS OWN STUDY AND EVALUATION OF EACH SECURITY THAT IS UNDER CONSIDERATION FOR PURCHASE, HOLDING, OR SALE.

MOODY'S CREDIT RATINGS, ASSESSMENTS, OTHER OPINIONS, AND MATERIALS ARE NOT INTENDED FOR USE BY RETAIL INVESTORS AND IT WOULD BE RECKLESS AND INAPPROPRIATE FOR RETAIL INVESTORS TO USE MOODY'S CREDIT RATINGS, ASSESSMENTS, OTHER OPINIONS OR MATERIALS WHEN MAKING AN INVESTMENT DECISION. IF IN DOUBT YOU SHOULD CONTACT YOUR FINANCIAL OR OTHER PROFESSIONAL ADVISER.

ALL INFORMATION CONTAINED HEREIN IS PROTECTED BY LAW, INCLUDING BUT NOT LIMITED TO, COPYRIGHT LAW, AND NONE OF SUCH INFORMATION MAY BE COPIED OR OTHERWISE REPRODUCED, REPACKAGED, FURTHER TRANSMITTED, TRANSFERRED, DISSEMINATED, REDISTRIBUTED OR RESOLD, OR STORED FOR SUBSEQUENT USE FOR ANY SUCH PURPOSE, IN WHOLE OR IN PART, IN ANY FORM OR MANNER OR BY ANY MEANS WHATSOEVER, BY ANY PERSON WITHOUT MOODY'S PRIOR WRITTEN CONSENT. FOR CLARITY, NO INFORMATION CONTAINED HEREIN MAY BE USED TO DEVELOP, IMPROVE, TRAIN OR RETRAIN ANY SOFTWARE PROGRAM OR DATABASE, INCLUDING, BUT NOT LIMITED TO, FOR ANY ARTIFICIAL INTELLIGENCE, MACHINE LEARNING OR NATURAL LANGUAGE PROCESSING SOFTWARE, ALGORITHM, METHODOLOGY AND/OR MODEL.

MOODY'S CREDIT RATINGS, ASSESSMENTS, OTHER OPINIONS AND MATERIALS ARE NOT INTENDED FOR USE BY ANY PERSON AS A BENCHMARK AS THAT TERM IS DEFINED FOR REGULATORY PURPOSES AND MUST NOT BE USED IN ANY WAY THAT COULD RESULT IN THEM BEING CONSIDERED A BENCHMARK.

All information contained herein is obtained by MOODY'S from sources believed by it to be accurate and reliable. Because of the possibility of human or mechanical error as well as other factors, however, all information contained herein is provided "AS IS" without warranty of any kind. MOODY'S adopts all necessary measures so that the information it uses in assigning a credit rating is of sufficient quality and from sources MOODY'S considers to be reliable including, when appropriate, independent third-party sources. However, MOODY'S is not an auditor and cannot in every instance independently verify or validate information received in the credit rating process or in preparing its Materials.

To the extent permitted by law, MOODY'S and its directors, officers, employees, agents, representatives, licensors and suppliers disclaim liability to any person or entity for any indirect, special, consequential, or incidental losses or damages whatsoever arising from or in connection with the information contained herein or the use of or inability to use any such information, even if MOODY'S or any of its directors, officers, employees, agents, representatives, licensors or suppliers is advised in advance of the possibility of such losses or damages, including but not limited to: (a) any loss of present or prospective profits or (b) any loss or damage arising where the relevant financial instrument is not the subject of a particular credit rating assigned by MOODY'S.

To the extent permitted by law, MOODY'S and its directors, officers, employees, agents, representatives, licensors and suppliers disclaim liability for any direct or compensatory losses or damages caused to any person or entity, including but not limited to by any negligence (but excluding fraud, willful misconduct or any other type of liability that, for the avoidance of doubt, by law cannot be excluded) on the part of, or any contingency within or beyond the control of, MOODY'S or any of its directors, officers, employees, agents, representatives, licensors or suppliers, arising from or in connection with the information contained herein or the use of or inability to use any such information.

NO WARRANTY, EXPRESS OR IMPLIED, AS TO THE ACCURACY, TIMELINESS, COMPLETENESS, MERCHANTABILITY OR FITNESS FOR ANY PARTICULAR PURPOSE OF ANY CREDIT RATING, ASSESSMENT, OTHER OPINION OR INFORMATION IS GIVEN OR MADE BY MOODY'S IN ANY FORM OR MANNER WHATSOEVER.

Moody's Investors Service, Inc., a wholly-owned credit rating agency subsidiary of Moody's Corporation ("MCO"), hereby discloses that most issuers of debt securities (including corporate and municipal bonds, debentures, notes and commercial paper) and preferred stock rated by Moody's Investors Service, Inc. have, prior to assignment of any credit rating, agreed to pay to Moody's Investors Service, Inc. for credit ratings opinions and services rendered by it. MCO and Moody's Investors Service also maintain policies and procedures to address the independence of Moody's Investors Service credit ratings and credit rating processes. Information regarding certain affiliations that may exist between directors of MCO and rated entities, and between entities who hold credit ratings from Moody's Investors Service, Inc. and have also publicly reported to the SEC an ownership interest in MCO of more than 5%, is posted annually at www.moody's.com under the heading "Investor Relations — Corporate Governance — Charter Documents - Director and Shareholder Affiliation Policy."

Moody's SF Japan K.K., Moody's Local AR Agente de Calificación de Riesgo S.A., Moody's Local BR Agência de Classificação de Risco LTDA, Moody's Local MX S.A. de C.V., I.C.V., Moody's Local PE Clasificadora de Riesgo S.A., and Moody's Local PA Clasificadora de Riesgo S.A. (collectively, the "Moody's Non-NRSRO CRAs") are all indirectly wholly-owned credit rating agency subsidiaries of MCO. None of the Moody's Non-NRSRO CRAs is a Nationally Recognized Statistical Rating Organization.

Additional terms for Australia only: Any publication into Australia of this document is pursuant to the Australian Financial Services License of MOODY'S affiliate, Moody's Investors Service Pty Limited ABN 61 003 399 657AFSL 336969 and/or Moody's Analytics Australia Pty Ltd ABN 94 105 136 972 AFSL 383569 (as applicable). This document is intended to be provided only to "wholesale clients" within the meaning of section 761G of the Corporations Act 2001. By continuing to access this document from within Australia, you represent to MOODY'S that you are, or are accessing the document as a representative of, a "wholesale client" and that neither you nor the entity you represent will directly or indirectly disseminate this document or its contents to "retail clients" within the meaning of section 761G of the Corporations Act 2001. MOODY'S credit rating is an opinion as to the creditworthiness of a debt obligation of the issuer, not on the equity securities of the issuer or any form of security that is available to retail investors.

Additional terms for India only: Moody's credit ratings, Assessments, other opinions and Materials are not intended to be and shall not be relied upon or used by any users located in India in relation to securities listed or proposed to be listed on Indian stock exchanges.

Additional terms with respect to Second Party Opinions (as defined in Moody's Investors Service Rating Symbols and Definitions): Please note that a Second Party Opinion ("SPO") is not a "credit rating". The issuance of SPOs is not a regulated activity in many jurisdictions, including Singapore. JAPAN: In Japan, development and provision of SPOs fall under the category of "Ancillary Businesses", not "Credit Rating Business", and are not subject to the regulations applicable to "Credit Rating Business" under the Financial Instruments and Exchange Act of Japan and its relevant regulation. PRC: Any SPO: (1) does not constitute a PRC Green Bond Assessment as defined under any relevant PRC laws or regulations; (2) cannot be included in any registration statement, offering circular, prospectus or any other documents submitted to the PRC regulatory authorities or otherwise used to satisfy any PRC regulatory disclosure requirement; and (3) cannot be used within the PRC for any regulatory purpose or for any other purpose which is not permitted under relevant PRC laws or regulations. For the purposes of this disclaimer, "PRC" refers to the mainland of the People's Republic of China, excluding Hong Kong, Macau and Taiwan.

CLIENT SERVICES

Americas	1-212-553-1653
Asia Pacific	852-3551-3077
Japan	81-3-5408-4100
EMEA	44-20-7772-5454